



PV1500 Series High Frequency Solar Inverter

Feature:

- Pure sine wave AC output, wide application range;
- Built in 30A PWM solar charge controller
- High frequency design, low power self-consumption, high transfer efficiency and long backup time;
- Perfect protection(overload, short circuit, over voltage, under-voltage, over temperature protection);
- Low noise (<40dB), aluminum alloys shell, strong anti-interference ability, low radiation;

Introduction:

PV1500 Series is a very economical pure sine wave solar inverter for small appliance use, built-in 30A solar charge controller, small size and light weight, with low self-consumption 2W.

LCD Display Information

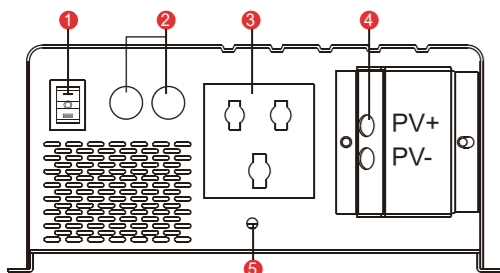
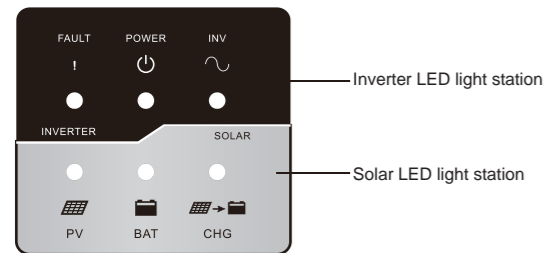
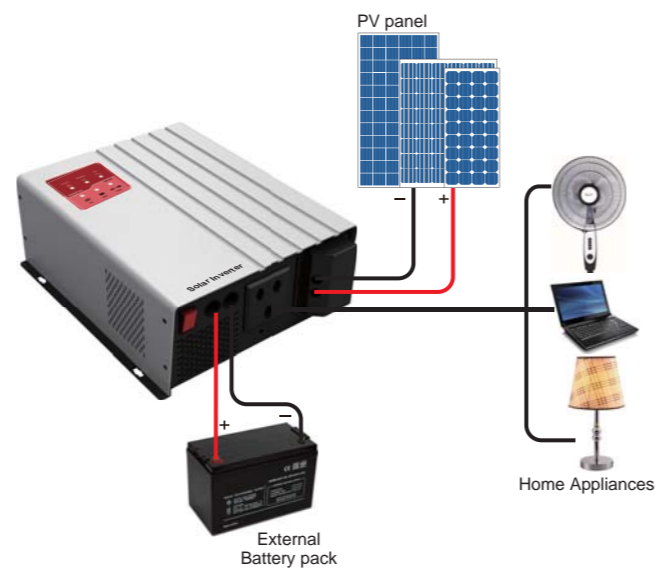


Figure 2 Back Panel

1. Main switch
2. DC input cables(1.0 m)
Positive
Negative
3. AC output
4. PV input
5. Grounding

Solar System Connection



Back Panel



Specification

MODEL	PV15-500		PV15-800	
	12VDC	24VDC	12VDC	24VDC
Default Battery System Voltage	12VDC	24VDC	12VDC	24VDC
INVERTER OUTPUT	Rated Power	500VA/300W	500VA/300W	800VA/500W
	Max.peak load	600VA	600VA	800VA
	Waveform	Pure sine wave		
	Nominal Output Voltage RMS	230VAC		
	Output Voltage Regulation	+/-5% RMS		
	Output Frequency	50Hz+/-0.1 Hz		
	Efficiency(Peak)	>90%	>91%	>90%
THD	<6%,linear load;			
	<9%,non-linear load at nominal input voltage; <20% at minimum cut-off level; Note: non-linear load condition: P.F.>0.7			
BATTERY	Nominal Input Voltage	12VDC	24VDC	12VDC
	Minimum Start Voltage	11.0VDC+/-0.4V for12VDC mode (*2 for 24VDC)		
	Low Battery Cutoff	10.0VDC+/-0.4V for12VDC mode (*2 for 24VDC)		
	High Voltage Alarm	16.0VDC+/-0.4V for12VDC mode (*2 for 24VDC)		
	High Battery Voltage Recover	14.5VDC+/-0.4V for12VDC mode (*2 for 24VDC)		
	Maximum allowed ripple on DC	10%RMS		
	Input current @ nominal load	22.5A	11A	37.5A
	DC fuse required(slow blow)	40A	40A	40A*2
No load power consumption	On mode@save mode	0.33A/4W	0.16A/4W	0.33A/4W
	On mode@high mode	0.54A/7W	0.27A/7W	0.54A/7W
	Power saving	<25W when power saver on		
Solar Charger	Maximum PV Array Power	450W	900W	450W
	Output Voltage	12VDC/24VDC		12VDC/24VDC
	Charging Current	30AMAX		
	PV Input Voltage	55VMAX		
	Overcharge Protection	15.5VDC+/-0.5V MAX		31VDC+/-1V MAX
	Fast charging Voltage	14VDC+/-0.2V		28VDC+/-0.2V
	Float charging Voltage	13.7VDC+/-0.2V		27.4VDC+/-0.2V
Protections	Overload protection, Short circuit protection			
Environmental	Noise	<40dB		
	Cooling	natural/forced		
	Operating temperature	Operation temperature: 0 to +50°C 0 to +40 °C full rating +40 to +50 °C de-rating.		
Mechanical Specifications	Storage temperature	-20°C -60°C		
	Mounting	Wall mount		
	Dimensions (W*H*D)	214*182*83.5mm		
Other	Net Weight (Solar CHG) kg	1.9	1.9	1.95
	Display	LED		
	Loading(20GP/40GP/40HQ)	3500pcs / 7000pcs / 8600pcs		

* Product specifications are subject to change without further notice.

Approximate Back-up Time Table

Power Rate(w)	backup time(H) @1*100Ah	backup time(H) @2*100Ah	backup time(H) @4*100Ah	backup time(H) @4*200Ah
300	5.3	10.6	21.2	42.4
500	2.2	4.4	8.8	17.6